

Channel Outputs

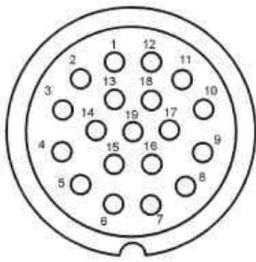


Socapex Connectors

Two Socapex fixed sockets are provided on the rear of the dimmer.



The left hand socket is wired for channels 1 - 6; the right hand socket for channels 7 - 12.



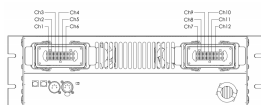
Socapex connector pin numbers.

Channel	Live	Neutral	Earth
1 (7)	1	2	13
2 (8)	3	4	14
3 (9)	5	6	15
4 (10)	7	8	16
5 (11)	9	10	17
6 (12)	11	12	18

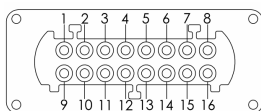
This table shows the pin connections of the Socapex connector. Note - Pin 19 is not connected.

Harting Connectors

Two Harting fixed sockets are provided on the rear of the dimmer.



The left hand socket is wired for channels 1 - 6; the right hand socket for channels 7 - 12.



Harting connector pin numbers.

Channel	Live	Neutral	Earth
1 (7)	1	9	ET
2 (8)	2	10	ET
3 (9)	3	11	ET
4 (10)	4	12	ET
5 (11)	5	13	ET
6 (12)	6	14	ET

This table shows the pin connections of the Harting connector. ET = Earth Terminal.