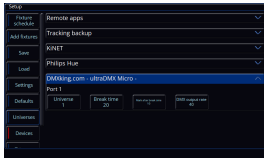


# Enttec USB to DMX Devices



USB to DMX devices which use Enttec's DMX USB Pro Widget API will be displayed within this panel. Many USB to DMX devices from many different manufacturers support this API.

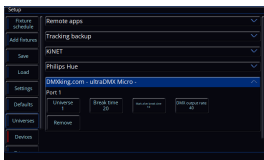
[Click here to find out more about Enttec](#)



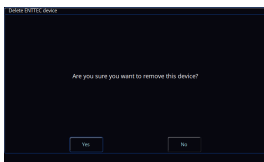
This image shows a [DMX King ultraDMX Micro](#) dongle connected to ZerOS.

The Desk Universe output from the USB to DMX dongle's port can be configured using the "Universe" field. The Enttec USB to DMX protocol allows for DMX timings to be edited, such as the Break Time (BT), Mark After Break Time (MAB) and DMX Output Rate (Hz).

The options available for each device depend on the device present.



Upon unplugging a USB to DMX device, the device will remain displayed in the Devices tab of Setup. This allows you to continue configuring it. These settings will then take affect when the device is plugged back in. A Remove button is shown to allow you to Remove the device from the console.



Upon clicking Remove, ZerOS will ask you to confirm the operation.